

A Stochastic Representation of the Dynamics of Sung Melody

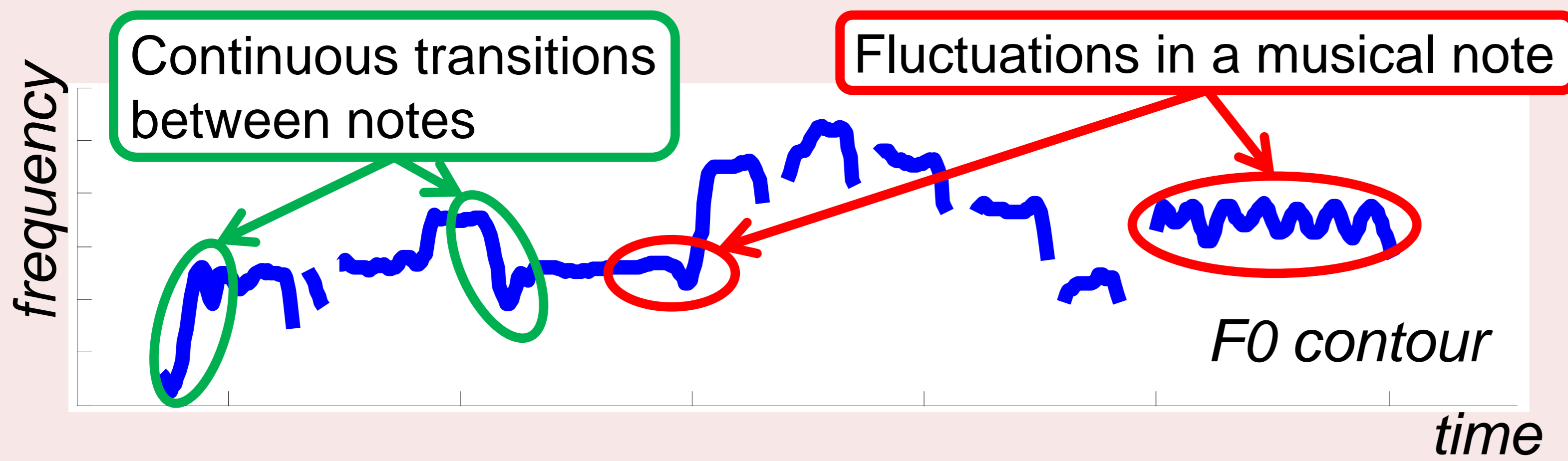
Yasunori OHISHI¹, Masataka GOTO², Katunobu ITOU³, Kazuya TAKEDA¹

¹Nagoya University, ²National Institute of Advanced Industrial Sci. and Tech. (AIST), ³Hosei University

Introduction

Our goal

- Build a model that can represent the **dynamics of various singing behaviors** in a sung melodic contour
- Define a **melodic similarity measure between sung melodies**
- Useful in various applications such as query-by-humming (QBH), retrieval based on similarity in singers' characteristics



Previous Work

Melodic similarity measures for sung melodies

- F0 contour [Hu et al. 2002, Adams et al. 2004]
 - Discrete symbolic sequence [Dannenberg et al. 2007]
 - Sequence of pitch histograms [Song et al. 2002]
- DTW
- These similarities are sometimes **too sensitive to singing behaviors** that may differ among singers

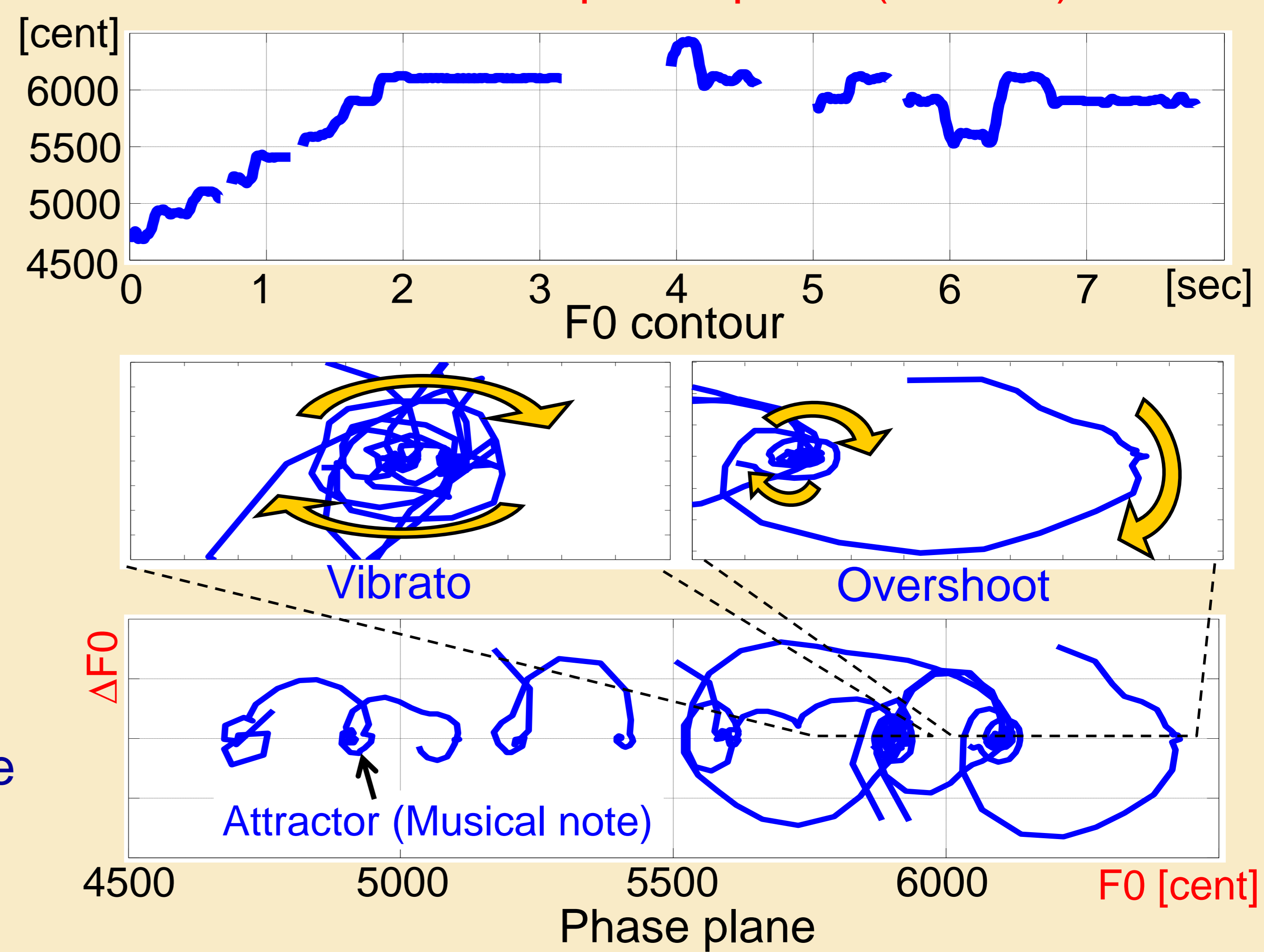
Phase Representation for Melodic Contour

Graphical representation of the dynamic properties of sung melodic contours

- F0 trajectories are generated by a dynamic system and represented in a **two-dimensional phase plane (F0-ΔF0)**
- Represent the **local direction of the F0 trajectory**
- Convert into Log - Frequency
- Calculate F0 derivative (ΔF0)
- Fluctuation in a sung melody appears as a **curling trajectory around a certain target point**, i.e., an **attractor of the system**
- Vibrato (quasi-periodic modulation) → Circular pattern
- Overshoot (Exceed the F0 of a target musical note just after the note change) → Spiral pattern
- Location of each attractor corresponds to the F0 of the target musical note

$$F0[t]_{cent} = 1200 \log_2 (F0[t]_{Hz} / 440 \times 2^{\frac{3}{12} - 5})$$

$$\Delta F0[t]_{cent} = \frac{\sum_{k=-2}^{k=2} k \cdot F0[t+k]_{cent}}{\sum_{k=-2}^{k=2} k^2}$$



Separate the **dynamics of various singing behaviors** from an **original musical note sequence**

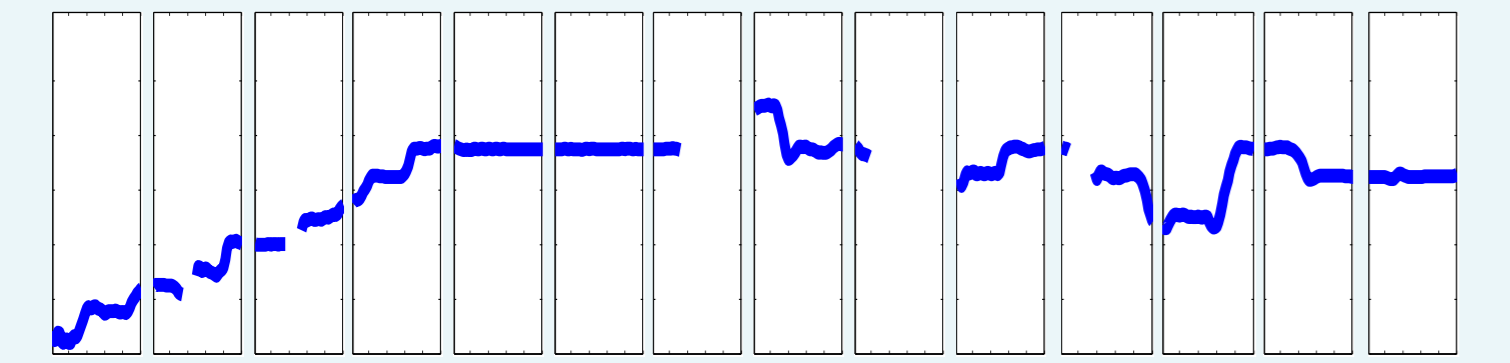
Melodic similarity measure using the phase representation

Stochastic phase representation (SPR)

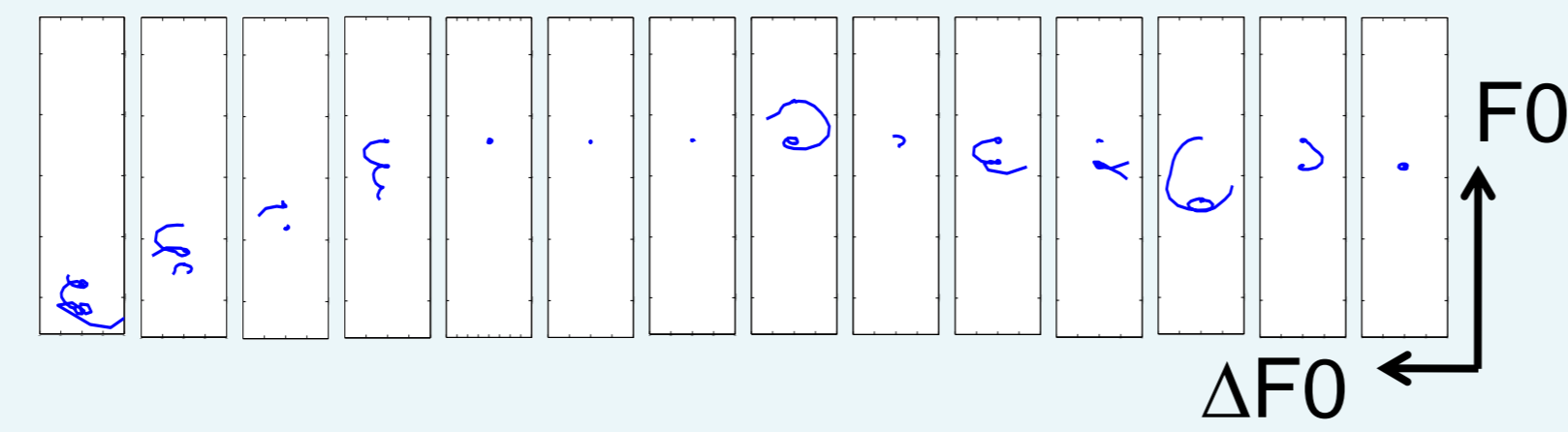
- Focus on the original (target) melodic information

→ Extract attractor points

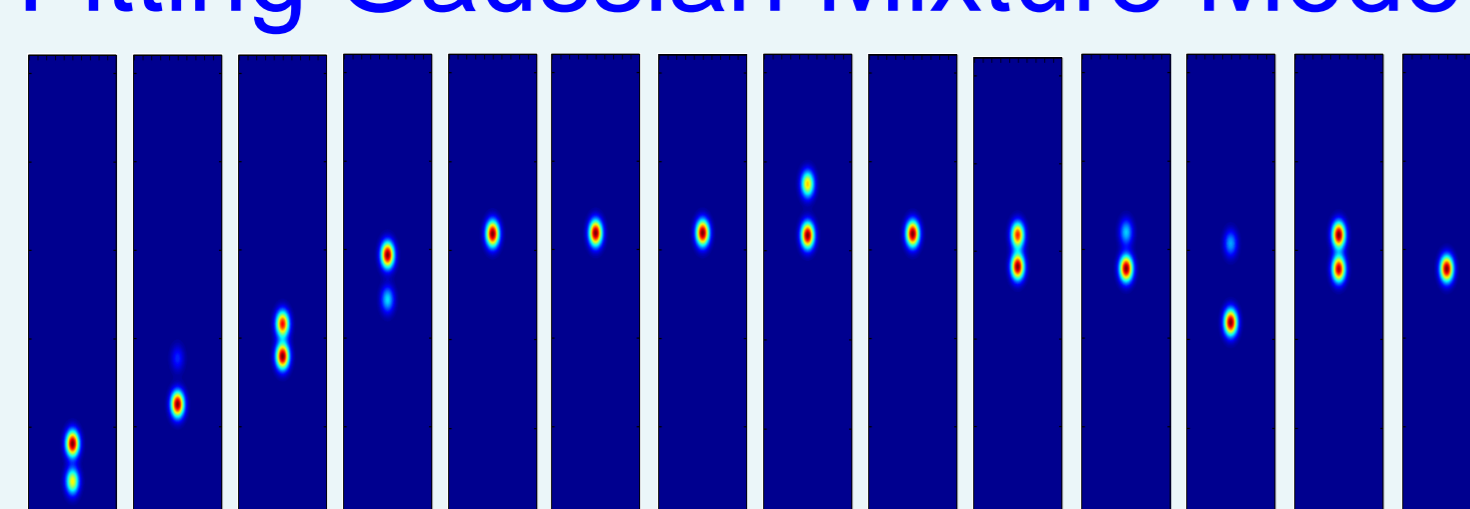
1) F0 contour (short segments)



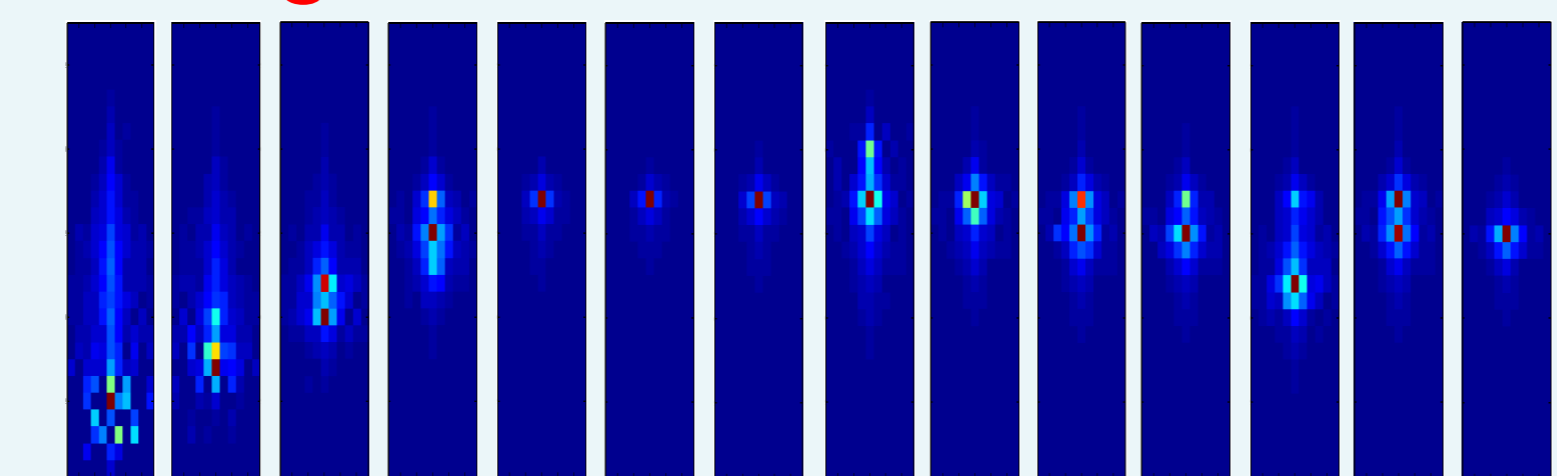
2) Phase representation



3) Train the F0-ΔF0 distribution



Histogram based on VQ codebook



2-Mixture GMM

EM algorithm

- Gaussian weight w
- Gaussian mean μ
- Gaussian variance (diagonal) Σ

VQ codebook

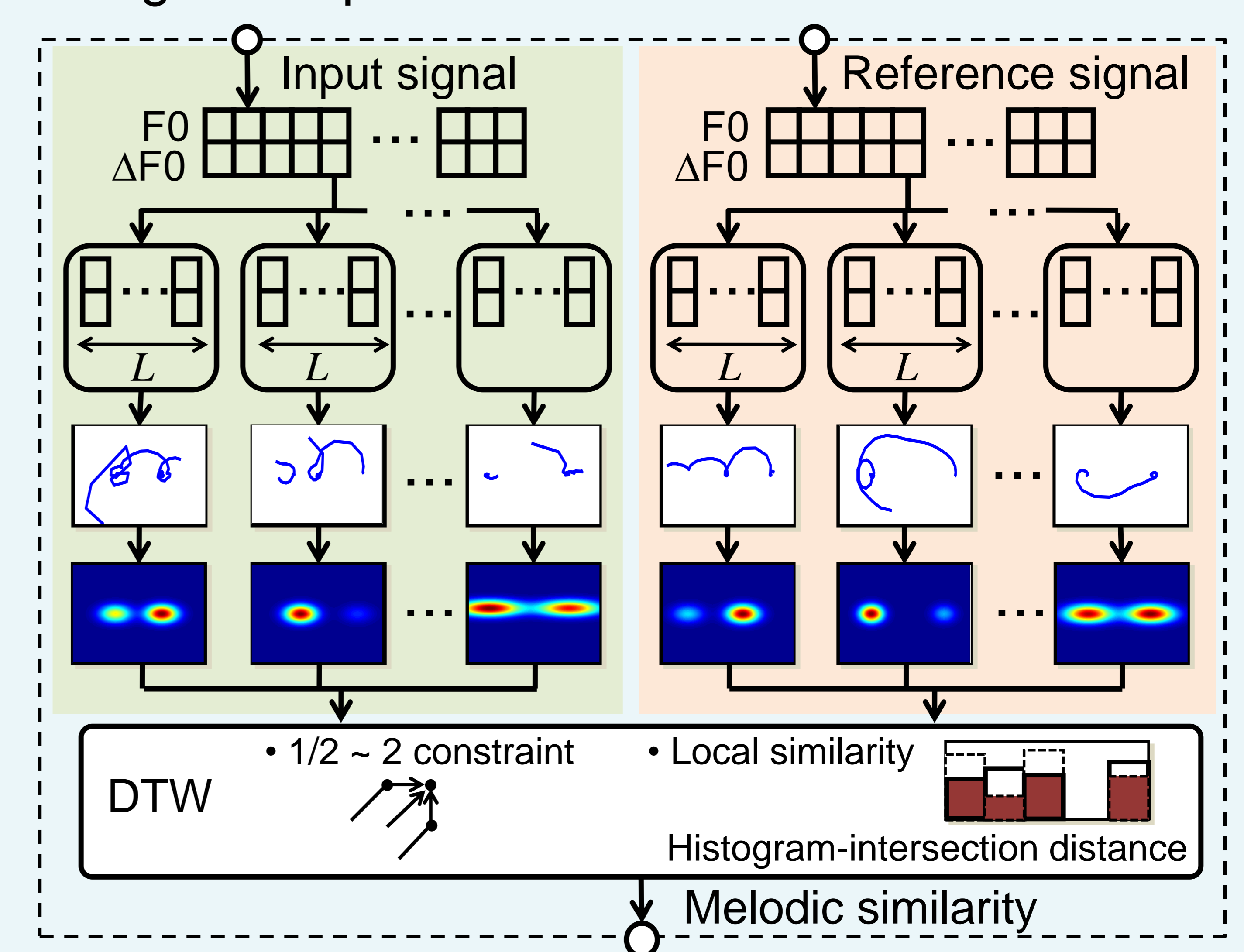
$\mathbf{V} = \{\mathbf{v}_1, \mathbf{v}_2, \dots, \mathbf{v}_{512}\}$

Probability

$\mathbf{P} = \{p_1, p_2, \dots, p_{512}\}$

$$w_{lm} = \frac{1 / \|\mathbf{x}_l - \mathbf{v}_m\|_2}{\sum_{n=1}^M 1 / \|\mathbf{x}_l - \mathbf{v}_n\|_2} \quad p_m = \frac{\sum_{l=1}^L w_{lm}}{L}$$

Alignment procedure between SPRs



Experiments

Evaluate the potential of SPR on a small QBH

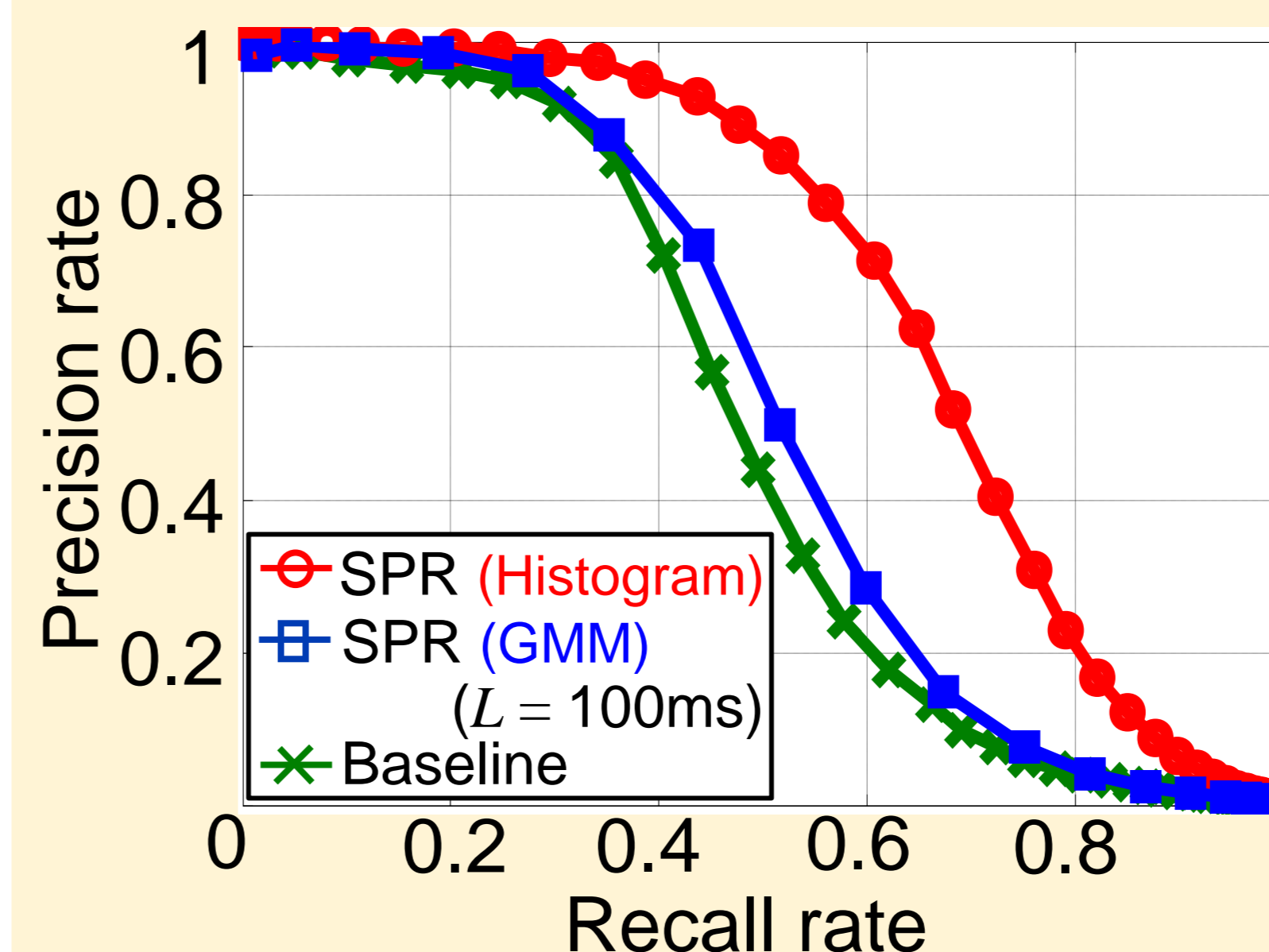
- Song database**
 - 200 short excerpts from 100 pop songs of the RWC Music Database
 - Average length of excerpts is 12 s
 - F0 contour was manually annotated
- Query melodies**
 - 75 Japanese subjects
 - Listened to each of the above 50 excerpts
 - Sang its melody with lyrics (3,750 (75 * 50) samples)
 - F0 contour was estimated for every 10 ms by using YIN
- Preprocessing**
 - Subtract the average F0 value over each contour

Database
200 melodies

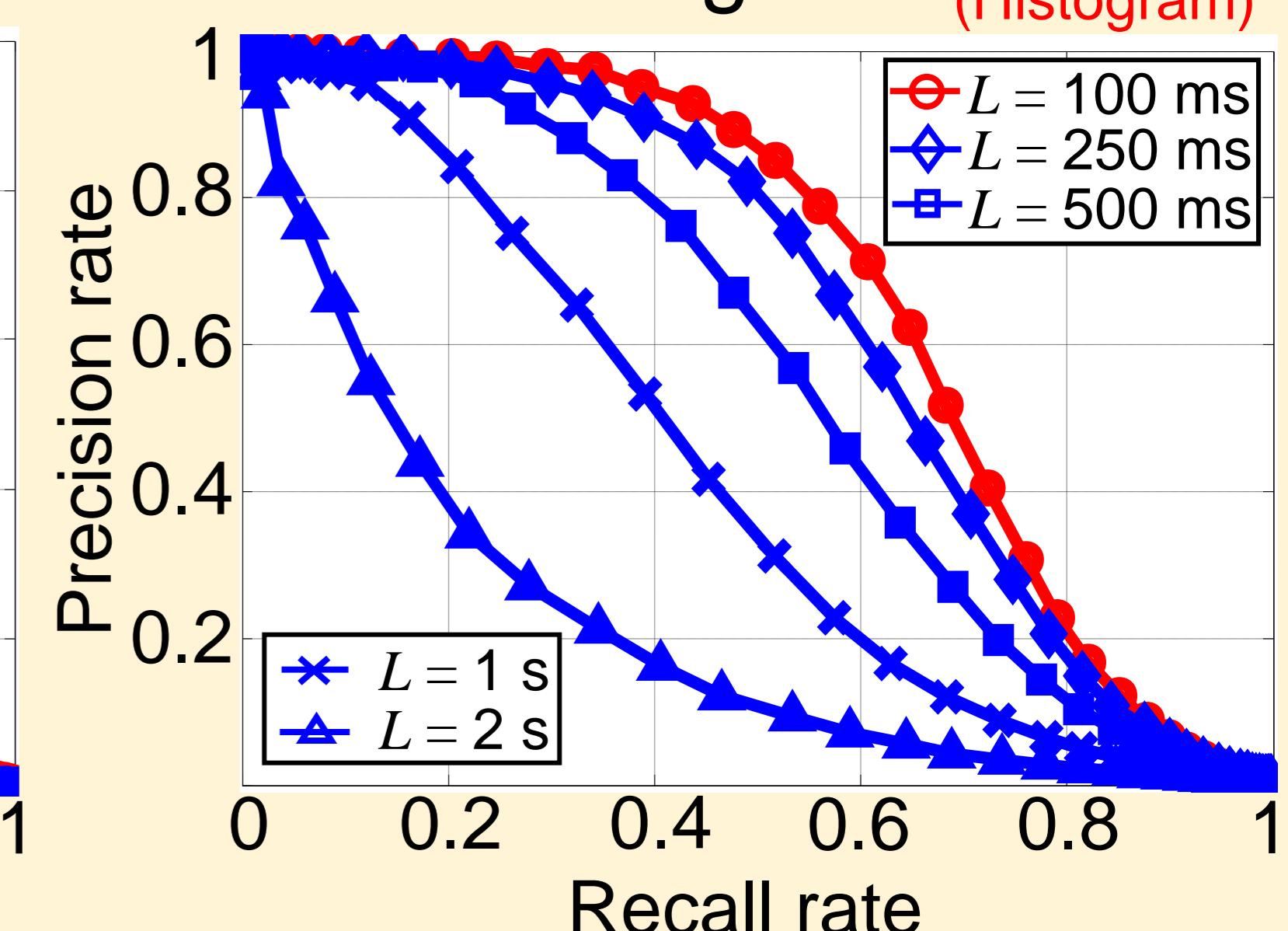
3,750 queries

Results

SPR vs. Baseline



Window length L




	Baseline	SPR (GMM)	SPR (Histogram)
Mean Reciprocal Rank	0.69	0.65	0.80

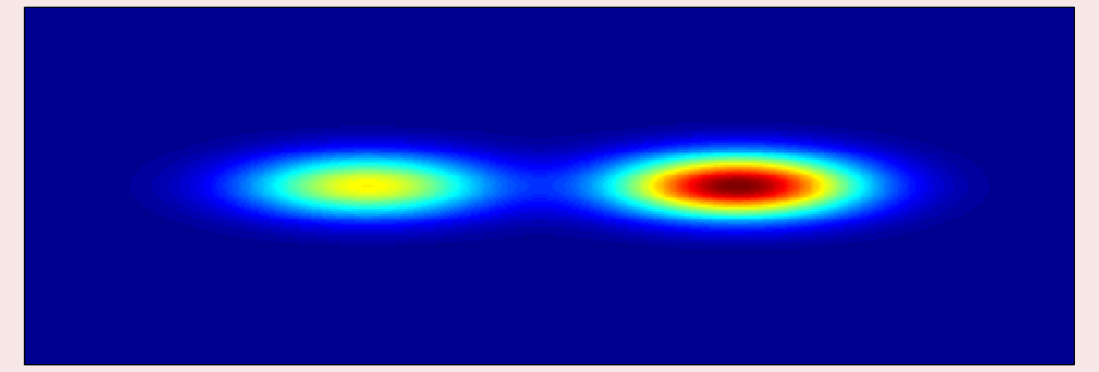
* Baseline performance : Traditional DTW using F0 contours

Conclusion

- Novel melodic similarity measure for sung melodies
 - Represent the **dynamic properties of sung melodic contours** using F_0 - ΔF_0 phase plane
 - Extract the original (target) melodic information in the phase plane
 - QBH results \Rightarrow Recall Precision curve and MRR is better than the traditional DTW technique
- Future work
 - By using phase representation
 - **Detect particular singing behaviors** such as vibrato and overshoot automatically
 - **Generation of melodic contours** that reflect personal singing behaviors



Phase representation



Stochastic phase representation